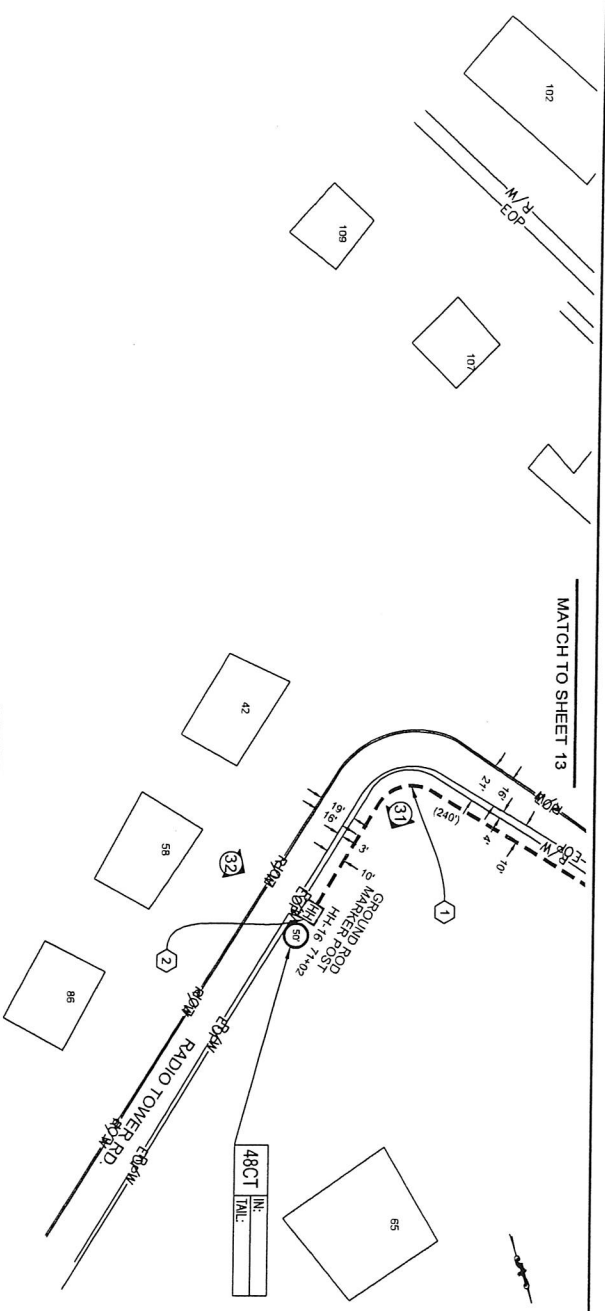


Unit Code & Description	Units	Estimate Agency
200-8 - Trench (3) 1.25" HDPE SDR11 Pipe - 36" min depth	FT	240'
200-11 - Granite Pipe 13 Nominal - 30' x 48' x 36" Insulated w/ Ground Rod	EA	1
200-15 - Manhole Installation (Pipe Supplied by Spirit)	EA	1
201-1 - Cable Placement in Trench - OSP	FT	380'

Page Rate Off

**SPIRIT MAY NEED TO OBTAIN
EASEMENT FOR PORTION ON
PRIVATE PROPERTY**



SCALE IS FOR REFERENCE PURPOSES ONLY. THE CABLE CONTRACTOR IS RESPONSIBLE FOR CONTACTING THE APPROPRIATE PERMITTING MUNICIPALITY PRIOR TO BEGINNING CONSTRUCTION, IN ORDER TO VERIFY THAT THE CABLE IS BEING PLACED WITHIN THEIR RIGHT-OF-WAY.



CONSTRUCTION NOTES


- ① CABLE TRENCH: 48CT FOC
CABLE OWNER: SPIRIT
CABLE LENGTH: 380'
CABLE SHALL BE INSTALLED FROM PROPOSED MH-15 TO PROPOSED MANHOLE POST. SLOPE SHALL BE 1:10 AND A 36" SERVICE COIL AT MH-15.
- ② PROPOSED MANHOLE 18" MIN. CONCRETE RING AT 20,000 LBS - PLACE MANHOLE POST
- ③ PROPOSED MANHOLE 18" MIN. CONCRETE RING AT 20,000 LBS - PLACE MANHOLE POST

#	DATE	BY	APP	REVISION	DESCRIPTION
1	10/08/17	PM	LM	AS-BUILT	
2	09/28/17	PM	COH	REVISION # 1	
3	DATE	BY	APP	REVISION	COMMENT


PROJECT MANAGER: ROBERT KENNEDY
ENGINEERING FIRM: TRIC BROADBAND
SERVICE ORDER: 1 RADIO ST. WADSWORTH, NC
DESCRIPTION: SPIRIT - VERIZON TOWER
DRAWING NAME: Radio Street (04 Wadsworth) Wadsworth, NC
CONFIDENTIAL/PROPRIETARY




SITE PHOTOGRAPHS




1




5




2




6




3



7



4



8

811
Know what's below.
Call before you dig.









Spirit
The One-Stop
Engineering Firm

NO.	DATE	ENG DESIGN	DRAWING	COMMENT	AS-BUILT
3	10/06/17	PM	AW		REVISION # 1
2	09/28/17	PM	CSH		ORIGINAL
1	09/28/17	PM	CSH		COMMENT

PROJECT MANAGER: ROBERT BROADBAND
 ENGINEERING FIRM: TRIC BROADBAND
 SERVICE ORDER:
 DESCRIPTION: 1 RADIO ST. WADESBORO, NC
 DRAWING NAME: SPIRIT - VERIZON TOWER
 DRAWING NUMBER: 1704010001
 CONFIDENTIAL/PROPRIETARY

SHEET 15 OF 20

SITE PHOTOGRAPHS




NO.	DATE	BY	CHK'D BY	DESCRIPTION
1	06/26/17	PM	CSR	811 DESIGN
2		MM		DESIGN
3	10/05/17	PM	CSR	AS-BUILT


PROJECT MANAGER: ROBERT ROBINSON
 ENGINEERING FIRM: TRIC BROADBAND
 SERVICE ORDER: RANCO ST. WATERBORO, NC
 DESCRIPTION: 1" RANCO ST. WATERBORO, NC
 DRAWING NAME: 1" RANCO ST. WATERBORO, NC
 (revision: 11/16/17)
 COPYRIGHT/PROPRIETARY

SHEET 18 OF 20


SITE PHOTOGRAPHS




17




18




19




20




21



22



23



24

NO.	DATE	END DESIGN	DRAWING	COMMENT
3	10/06/17	FW	AW	AS-BUILT
2	10/06/17	FW	CSH	REVISION # 1
1	09/26/17	FW	CSH	ORIGINAL




 Have it before you dig.




 THE SOUL WITHIN

PROJECT MANAGER: ROBERT ROBINSON
 ENGINEERING FIRM: TPO BROADBAND
 SERVICE ORDER:
 DESCRIPTION: 1 RADIO ST. WOODBORO, NC
 DRAWING NAME: SPIRIT - VERIZON TOWER
 DRAWING NO: 17-01-001
 CONFIDENTIAL/PROPRIETARY


SITE PHOTOGRAPHS




25



29




26




30



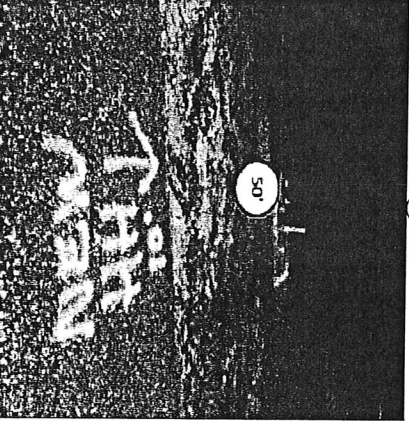
27



31



28



32



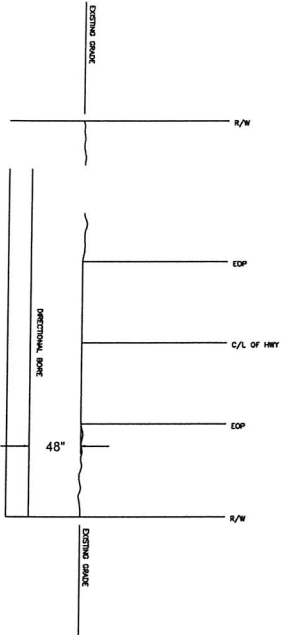
NO.	DATE	ENG DESIGN	DRAWING	COMMENTS
1	10/06/17	PM	MM	AS-BUILT
2	10/06/17	PM	MM	REVISION 1
1	09/26/17	PM	CSH	ORIGINAL

PROJECT MANAGER: ROBERT ROBINSON
 PROJECT ENGINEER: TONY BROUDERAND
 SERVICE OFFICE:
 DESCRIPTION: 1 RANDO ST WANDERBORG, NC
 DRAWING NAME: Spirit Tower (Venzon Tower)
 DRAWING NO: 17-0001
 COMPILER/TITLE: ROBERT ANTONI
 SHEET: 18 OF 20



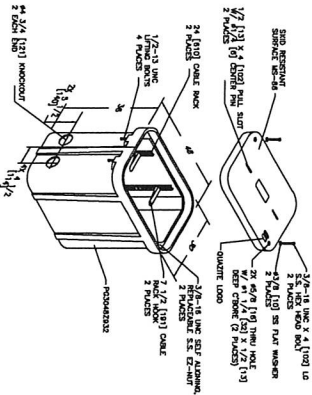
TYPICALS

TYPICAL DETAIL -- # TYPICALNUMBER
DIRECTIONAL BORE
UNDER ROAD / HIGHWAY / INTERSTATE



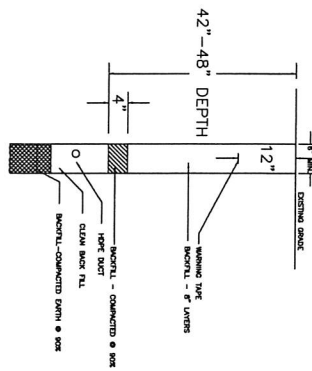
TYPICAL DETAIL -- # TYPICALNUMBER

QUOTE BOX/BOXES BOX ASSEMBLY
W/(2) 2" CR. (2) 1/2" CR. HOLES
& (4) #4 3/4 KNOCKOUT
R00048232

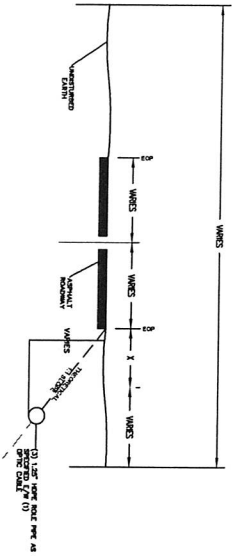


TYPICAL DETAIL -- # TYPICALNUMBER

TRENCH IN SOIL (NON TRAFFIC AREAS)



TYPICAL DETAIL -- # TYPICALNUMBER
PARALLEL CONDUIT DETAIL FOR DOT RW



Know what's below.
Call before you dig.



NO.	DATE	BY	CHK	DESCRIPTION
2	10/08/17	PM	JW	AS-BUILT
1	09/28/17	PM	CCH	REVISION # 1 ORIGINAL

PROJECT MANAGER:	ROBERT ROBINSON
ENGINEERING FIRM:	TPIC BROADBAND
SERVICE ORDER:	
DESCRIPTION:	1 RADIO ST. WADSWORTH, NC
DRAWING NAME:	1 RADIO ST. WADSWORTH (WADSWORTH) WADSWORTH, NC
CONFIDENTIAL/PROPRIETARY	



Total Underground Rate Off		Total Aerial Rate Off		Total Inside Plant (ISP) Rate Off			
Unit Code & Description	Units	Estimated Quantity	Actual Quantity	Unit Code & Description	Units	Estimated Quantity	Actual Quantity
200-2 - Directional Bore - Heavy Metro (2) 1.25' HDPE SDR11	FT	5584'					
200-3 - Directional Bore - Heavy Metro (2) 1.25' HDPE (up to 4)	FT	5584'					
200-4 - Directional Bore - Heavy Metro (2) 1.25' HDPE (up to 4)	FT	5584'					
200-5 - Directional Bore - Heavy Metro (2) 1.25' HDPE (up to 4)	FT	5584'					
200-6 - Directional Bore - Heavy Metro (2) 1.25' HDPE (up to 4)	FT	5584'					
200-7 - Directional Bore - Heavy Metro (2) 1.25' HDPE (up to 4)	FT	5584'					
200-8 - Directional Bore - Heavy Metro (2) 1.25' HDPE (up to 4)	FT	5584'					
200-9 - Directional Bore - Heavy Metro (2) 1.25' HDPE (up to 4)	FT	5584'					
200-10 - Directional Bore - Heavy Metro (2) 1.25' HDPE (up to 4)	FT	5584'					
200-11 - Directional Bore - Heavy Metro (2) 1.25' HDPE (up to 4)	FT	5584'					
200-12 - Directional Bore - Heavy Metro (2) 1.25' HDPE (up to 4)	FT	5584'					
200-13 - Directional Bore - Heavy Metro (2) 1.25' HDPE (up to 4)	FT	5584'					
200-14 - Directional Bore - Heavy Metro (2) 1.25' HDPE (up to 4)	FT	5584'					
200-15 - Directional Bore - Heavy Metro (2) 1.25' HDPE (up to 4)	FT	5584'					
301-1 - Cable Placement in conduit - OSP	EA	15					
301-2 - Cable Placement in conduit - OSP	EA	15					
301-3 - Cable Placement in conduit - OSP	EA	15					
301-4 - Cable Placement in conduit - OSP	EA	15					
301-5 - Cable Placement in conduit - OSP	EA	15					
301-6 - Cable Placement in conduit - OSP	EA	15					
301-7 - Cable Placement in conduit - OSP	EA	15					
301-8 - Cable Placement in conduit - OSP	EA	15					
301-9 - Cable Placement in conduit - OSP	EA	15					
301-10 - Cable Placement in conduit - OSP	EA	15					
301-11 - Cable Placement in conduit - OSP	EA	15					
301-12 - Cable Placement in conduit - OSP	EA	15					
301-13 - Cable Placement in conduit - OSP	EA	15					
301-14 - Cable Placement in conduit - OSP	EA	15					
301-15 - Cable Placement in conduit - OSP	EA	15					
301-16 - Cable Placement in conduit - OSP	EA	15					
301-17 - Cable Placement in conduit - OSP	EA	15					
301-18 - Cable Placement in conduit - OSP	EA	15					
301-19 - Cable Placement in conduit - OSP	EA	15					
301-20 - Cable Placement in conduit - OSP	EA	15					
301-21 - Cable Placement in conduit - OSP	EA	15					
301-22 - Cable Placement in conduit - OSP	EA	15					
301-23 - Cable Placement in conduit - OSP	EA	15					
301-24 - Cable Placement in conduit - OSP	EA	15					
301-25 - Cable Placement in conduit - OSP	EA	15					
301-26 - Cable Placement in conduit - OSP	EA	15					
301-27 - Cable Placement in conduit - OSP	EA	15					
301-28 - Cable Placement in conduit - OSP	EA	15					
301-29 - Cable Placement in conduit - OSP	EA	15					
301-30 - Cable Placement in conduit - OSP	EA	15					
301-31 - Cable Placement in conduit - OSP	EA	15					
301-32 - Cable Placement in conduit - OSP	EA	15					
301-33 - Cable Placement in conduit - OSP	EA	15					
301-34 - Cable Placement in conduit - OSP	EA	15					
301-35 - Cable Placement in conduit - OSP	EA	15					
301-36 - Cable Placement in conduit - OSP	EA	15					
301-37 - Cable Placement in conduit - OSP	EA	15					
301-38 - Cable Placement in conduit - OSP	EA	15					
301-39 - Cable Placement in conduit - OSP	EA	15					
301-40 - Cable Placement in conduit - OSP	EA	15					
301-41 - Cable Placement in conduit - OSP	EA	15					
301-42 - Cable Placement in conduit - OSP	EA	15					
301-43 - Cable Placement in conduit - OSP	EA	15					
301-44 - Cable Placement in conduit - OSP	EA	15					
301-45 - Cable Placement in conduit - OSP	EA	15					
301-46 - Cable Placement in conduit - OSP	EA	15					
301-47 - Cable Placement in conduit - OSP	EA	15					
301-48 - Cable Placement in conduit - OSP	EA	15					
301-49 - Cable Placement in conduit - OSP	EA	15					
301-50 - Cable Placement in conduit - OSP	EA	15					
301-51 - Cable Placement in conduit - OSP	EA	15					
301-52 - Cable Placement in conduit - OSP	EA	15					
301-53 - Cable Placement in conduit - OSP	EA	15					
301-54 - Cable Placement in conduit - OSP	EA	15					
301-55 - Cable Placement in conduit - OSP	EA	15					
301-56 - Cable Placement in conduit - OSP	EA	15					
301-57 - Cable Placement in conduit - OSP	EA	15					
301-58 - Cable Placement in conduit - OSP	EA	15					
301-59 - Cable Placement in conduit - OSP	EA	15					
301-60 - Cable Placement in conduit - OSP	EA	15					
301-61 - Cable Placement in conduit - OSP	EA	15					
301-62 - Cable Placement in conduit - OSP	EA	15					
301-63 - Cable Placement in conduit - OSP	EA	15					
301-64 - Cable Placement in conduit - OSP	EA	15					
301-65 - Cable Placement in conduit - OSP	EA	15					
301-66 - Cable Placement in conduit - OSP	EA	15					
301-67 - Cable Placement in conduit - OSP	EA	15					
301-68 - Cable Placement in conduit - OSP	EA	15					
301-69 - Cable Placement in conduit - OSP	EA	15					
301-70 - Cable Placement in conduit - OSP	EA	15					
301-71 - Cable Placement in conduit - OSP	EA	15					
301-72 - Cable Placement in conduit - OSP	EA	15					
301-73 - Cable Placement in conduit - OSP	EA	15					
301-74 - Cable Placement in conduit - OSP	EA	15					
301-75 - Cable Placement in conduit - OSP	EA	15					
301-76 - Cable Placement in conduit - OSP	EA	15					
301-77 - Cable Placement in conduit - OSP	EA	15					
301-78 - Cable Placement in conduit - OSP	EA	15					
301-79 - Cable Placement in conduit - OSP	EA	15					
301-80 - Cable Placement in conduit - OSP	EA	15					
301-81 - Cable Placement in conduit - OSP	EA	15					
301-82 - Cable Placement in conduit - OSP	EA	15					
301-83 - Cable Placement in conduit - OSP	EA	15					
301-84 - Cable Placement in conduit - OSP	EA	15					
301-85 - Cable Placement in conduit - OSP	EA	15					
301-86 - Cable Placement in conduit - OSP	EA	15					
301-87 - Cable Placement in conduit - OSP	EA	15					
301-88 - Cable Placement in conduit - OSP	EA	15					
301-89 - Cable Placement in conduit - OSP	EA	15					
301-90 - Cable Placement in conduit - OSP	EA	15					
301-91 - Cable Placement in conduit - OSP	EA	15					
301-92 - Cable Placement in conduit - OSP	EA	15					
301-93 - Cable Placement in conduit - OSP	EA	15					
301-94 - Cable Placement in conduit - OSP	EA	15					
301-95 - Cable Placement in conduit - OSP	EA	15					
301-96 - Cable Placement in conduit - OSP	EA	15					
301-97 - Cable Placement in conduit - OSP	EA	15					
301-98 - Cable Placement in conduit - OSP	EA	15					
301-99 - Cable Placement in conduit - OSP	EA	15					
301-100 - Cable Placement in conduit - OSP	EA	15					

MATERIAL TOTALS

48CT FOC	8554'
1.25" HDPE	21308'
VAULT / HANDHOLE	15
GROUND ROD	15
MARKER POST	15

OSP 48CT. FIBER OPTIC CABLE	7104'
OSP 48CT. SLACK LOOP	1300'
OSP 48CT. SERVICE COIL	150'

JOB TOTAL (48CT): 8554'

NO.	DATE	BY	DESCRIPTION	REVISION #	AS-BUILT
1	10/06/17	PW	REV	1	
2	09/26/17	PW	CR1	ORIGINAL	
3			ENG DESIGN		
4			DRAFTING		
5			COMMENT		

Spirit
Engineering & Construction

PROJECT MANAGER: ROBERT ROBINSON
ENGINEERING FIRM: TPRC BROADBAND
SERVICE ORDER:
DESCRIPTION: 1 RADIO ST. WADESBORO, NC
DRAWING NO: SPIRIT-VERIZON TOWER
DRAWING DATE: (revision-1) 2/20/17
CONFIDENTIAL/PROPRIETARY

