

**WAYFINDING / HWY 74 & HWY 52
PRELIMINARY COUNTY WIDE LOCATION REQUIREMENTS**

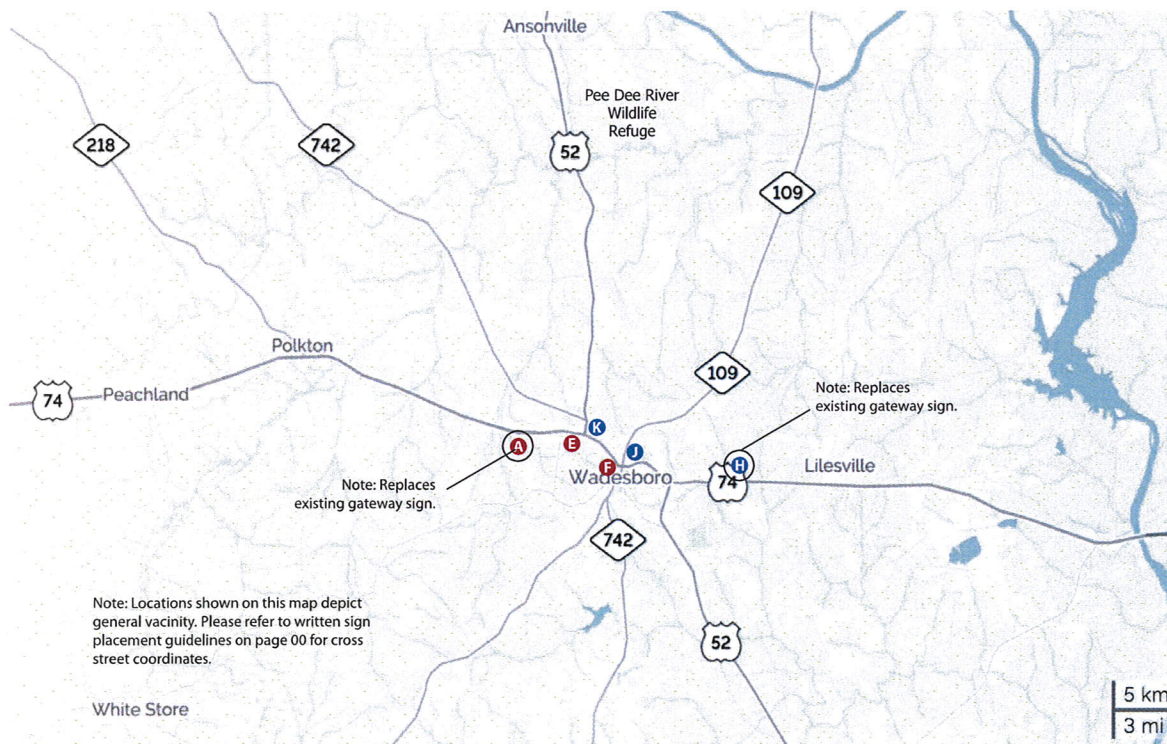


ANSON COUNTY TDA
C/O JEFF BOOTHBY, R.F.
P.O. BOX 215
WADESBORO, NC 28017

PROJECT DESIGNER:
H.L. BIZZELL, SEGD, IDSA
BIZZELL DESIGN, INC.
P.O. BOX 1809
DAVIDSON, NC 28036
(704) 951-3528
BUZZ.BIZZELL@GMAIL.COM

STRUCTURAL ENGINEER:
CLINTON D. ROBERTSON, PE.
LEED AP BD+C
CDR+ASSOC STRUCTURAL
ENGINEERS
STRUCTURAL INSPECTION
SPECIALIST
8811 CONCORD MILLS BLVD.,
STE. 100
CONCORD, NC 28027
(800) 224-2237

MESSAGING PICTURED IN DRAWING IS
ACCURATE. LETTERING SIZE IS FULLY
COMPLIANT WITH NCDOT / MUTCD
REGULATIONS.
WHICH REQUIRE A 3:1
LEGEND TO BACKGROUND LUMINANCE
RATIO (CONTRAST). IT ALSO STIPULATES
THAT "LENS AND BACKGROUNDS SHALL
BE RETROREFLECTIVE."
DATE: OCTOBER 7, 2013
SCALE AS NOTED IN
DIMENSIONAL CALLOUTS



Note: Locations shown on this map depict general vicinity. Please refer to written sign placement guidelines on page 00 for cross street coordinates.

- 4 LARGE WAYFINDING SIGNS REQ.
- 2-WELCOME TO ANSON COUNTY / WADESBORO


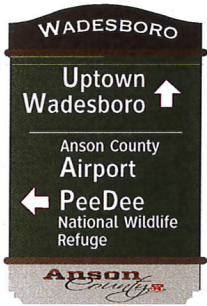
WAYFINDING / HWY 74
MESSAGING

County & Town Messaging

County & Town Messaging

County & Town Messaging

County & Town Messaging



E Type A
Traveling East on HWY 74
375 Feet West of HWY 52

K Type A
Traveling West on HWY 74
25 Feet East of HWY 52

F Type A
Traveling East on HWY 74
115 Feet West of Green Street

J Type A
Traveling West on HWY 74
127 Feet East of Green Street



ANSON COUNTY TDA
C/O JEFF BOOTHBY, R.F.
P.O. BOX 215
WADESBORO, NC 28170

PROJECT DESIGNER:
H.L. BIZZELL, SEGD, IDSA
BIZZELL DESIGN, INC.
P.O. BOX 1809
DAVIDSON, NC 28036
(704) 631-9328
BUZZ.BIZZELL@GMAIL.COM

STRUCTURAL ENGINEER:
CLINTON D. ROBERTSON, PE,
LEED AP BD+C
CDR+ASSOC STRUCTURAL
ENGINEERS
STRUCTURAL INSPECTION
SPECIALIST
8611 CONCORD MILLS BLVD.,
STE. 160
CONCORD, NC 28027
(980) 224-2237

MESSAGING PICTURED IN DRAWING IS
ACCURATE. LETTERING SIZE IS FULLY
COMPLIANT WITH NCDOT FINISHED
REGULATIONS.
WHICH REQUIRE A 3:1
LEGEND-TO-BACKGROUND LUMINESCENCE
RATIO (CONTRAST). IT ALSO STIPULATES
THAT "LETTERS AND BACKGROUND SHALL
BE RETROREFLECTIVE."
DATE: OCTOBER 7, 2013
SCALE AS NOTED IN
DIMENSIONAL CALLOUTS

**WAYFINDING / DOWNTOWN LOCATIONS
GREEN STREET, WASHINGTON STREET & WADE AVENUE**



ANSON COUNTY TDA
C/O JEFF BOOTHBY, R.F.
P.O. BOX 215
WADESBORO, NC 28170

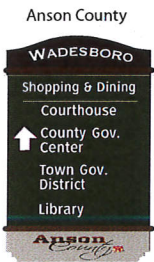
PROJECT DESIGNER:
H.L. BIZZELL, SEGD, IDSA
BIZZELL DESIGN, INC.
P.O. BOX 1609
DAVIDSON, NC 28036
(704) 651-3528
BUZZ.BIZZELL@GMAIL.COM

STRUCTURAL ENGINEER:
CLINTON D. ROBERTSON, PE,
LEED AP BD+C
CDR+ASSOC STRUCTURAL
ENGINEERS
STRUCTURAL INSPECTION
SPECIALIST
8611 CONCORD MILLS BLVD.
STE. 160
CONCORD, NC 28027
(980) 224-2237



MESSAGING PICTURED IN DRAWING IS
ACCURATE. LETTERING SIZE IS FULLY
COMPLIANT WITH NEGOTIATED
REGULATIONS.
WHICH REQUIRE A 3X1
LEGEND TO BACKGROUND LUMINANCE
RATIO (CONTRAST). IT ALSO STIPULATES
THAT "LETTERS AND BACKGROUND SHALL
BE RETROREFLECTIVE."
DATE: OCTOBER 7, 2013
SCALE AS NOTED IN
DIMENSIONAL CALLOUTS




R Type B
Traveling South on N. Greene St
150 Feet North of Martin St.



S Type B
Traveling South on N. Greene St
75 Feet North of Martin St.



T Type C- Pole Mount
Traveling West on Wade Street
10 ft East of Rutherford St.



U Type C- Pole Mount
Traveling East on Wade Street
10 ft West of N. Washington St.



Sign mounts under signs F & J



Sign mounts under sign R